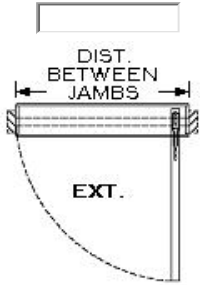


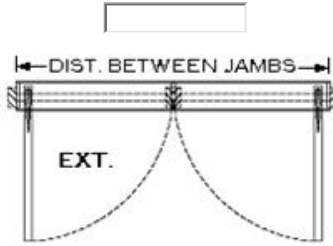
# CONVERSION KIT ORDER FORM & DOOR HANDING

Fill in Boxes & send with your Purchase Order

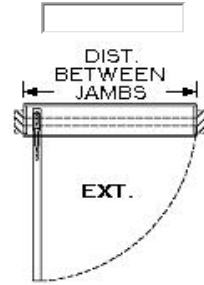
**NOTE: CENTER HUNG DRAWINGS SHOWN, OFFSET HUNG SIMILAR.**



AUTO DOOR: L/H OUTSWING  
HARDWARE: R/H REVERSE  
GLAZIER: HINGE RIGHT - R/H  
ORDER QTY:



PAIR OF DOORS  
ORDER QTY:



AUTO DOOR: R/H OUTSWING  
HARDWARE: L/H REVERSE  
GLAZIER: HINGE LEFT - L/H  
ORDER QTY:

## BOTTOM ARMS - SEE WEBSITE FOR PICTURES OR CALL OPCON FOR OPTIONS

CENTER HUNG  
(STANDARD ARMS)

DORMA #BTS-80 (2-SIDED)

BLUMCRAFT

RIXSON #28 (2-SIDED)

RIXSON #H28 (4-SIDED)

3/4" OFFSET PIVOT HUNG  
(STANDARD ARMS)

DORMA #BTS-80 (2-SIDED)

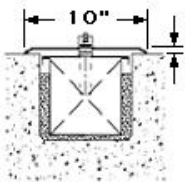
RIXSON #27 (3-SIDED)

BUTT HUNG (HINGED)  
(BOTTOM SLIDE ARMS)

DORMA #BTS-80/1 w/ #7541N SLIDE ARM

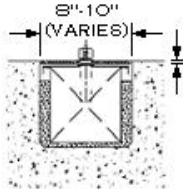
RIXSON #327 SLIDE ARM

## THRESHOLDS - SEE WEBSITE FOR PICTURES OR CALL OPCON FOR OPTIONS



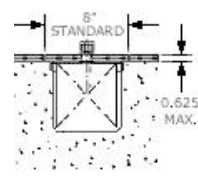
ADVISE  
SADDLE  
THRESHOLD  
HEIGHT

QTY:



ADVISE  
TRANSITION  
THRESHOLD  
HEIGHT

QTY:



MAXIMUM  
TERRAZZO  
OR STONE  
HEIGHT IS 5/8"

QTY:

DOOR OPERATOR MODEL:

PROJECT NAME:

COMPANY NAME:

TELEPHONE:

FAX:

CONTACT:

SHIPPING ADDRESS:

BILLING ADDRESS:

EMAIL:

PO Number:

PO Amount:

FREIGHT CHARGES ADDITIONAL

APPROVED BY:

DATE:



PLEASE SEND COMPLETED FORM TO SALES@OPCONUSA.COM OR FAX TO (760)720-3902

• CONVERT • CONCEAL • CONNECT